







Números ABEIFA

Emplacamento Importados






EMPLACAMENTO DAS ASSOCIADAS ABEIFA - 2020

VEÍCULOS IMPORTADOS






| MARCA/MODELO | | jan | fev | mar | abr | mai | jun | jul | ago | set | out | nov | dez | Total |
|---|--------------|--------|--------|-----|-----|-----|-----|-----|-----|-----|-----|-----|-----|-------|
|  BMW | Total | 290 | 268 | 0 | 0 | 0 | 0 | 0 | 0 | 0 | 0 | 0 | 0 | 558 |
| | Share | 12,05% | 10,04% | | | | | | | | | | | |
| SÉRIE 1 | | 13 | 30 | | | | | | | | | | | 43 |
| SÉRIE 2 | | | 1 | | | | | | | | | | | 1 |
| SÉRIE 3 | | 80 | 54 | | | | | | | | | | | 134 |
| SÉRIE 4 | | | 7 | | | | | | | | | | | 7 |
| SÉRIE 5 | | 13 | 15 | | | | | | | | | | | 28 |
| SÉRIE 7 | | 5 | 8 | | | | | | | | | | | 13 |
| I3 | | 6 | 6 | | | | | | | | | | | 12 |
| I8 | | 1 | | | | | | | | | | | | 1 |
| X2 | | 69 | 63 | | | | | | | | | | | 132 |
| X3 | | 51 | 40 | | | | | | | | | | | 91 |
| X4 | | 2 | 3 | | | | | | | | | | | 5 |
| X5 | | 7 | 6 | | | | | | | | | | | 13 |
| X6 | | | 2 | | | | | | | | | | | 2 |
| X7 | | 3 | 8 | | | | | | | | | | | 11 |
| M140I | | 1 | | | | | | | | | | | | 1 |
| M2 | | 2 | 7 | | | | | | | | | | | 9 |
| M4 | | | 1 | | | | | | | | | | | 1 |
| M5 | | 2 | 2 | | | | | | | | | | | 4 |
| Z4 | | 32 | 15 | | | | | | | | | | | 47 |
| M850I | | 3 | | | | | | | | | | | | 3 |
|  BYD | Total | 0 | 0 | 0 | 0 | 0 | 0 | 0 | 0 | 0 | 0 | 0 | 0 | 0 |
| | Share | 0,00% | 0,00% | | | | | | | | | | | |
| E5 | | | | | | | | | | | | | | 0 |
| T3 | | | | | | | | | | | | | | 0 |
|  CAOA CHERY | Total | 1 | 1 | 0 | 0 | 0 | 0 | 0 | 0 | 0 | 0 | 0 | 0 | 2 |
| | Share | 0,04% | 0,04% | | | | | | | | | | | |
| QQ | | 1 | | | | | | | | | | | | 1 |
| S-18 | | | 1 | | | | | | | | | | | 1 |
|  FERRARI | Total | 3 | 1 | 0 | 0 | 0 | 0 | 0 | 0 | 0 | 0 | 0 | 0 | 4 |
| | Share | 0,12% | 0,04% | | | | | | | | | | | |
| 488 GTB | | | | | | | | | | | | | | 0 |
| 488 SPIDER | | | | | | | | | | | | | | 0 |
| 488 PISTA SPIDER | | 2 | | | | | | | | | | | | 2 |
| 488 PISTA COUPÉ | | | | | | | | | | | | | | 0 |
| 812 | | 1 | | | | | | | | | | | | 1 |
| CALIFORNIA | | | | | | | | | | | | | | 0 |
| GTC4 LUSSO | | | | | | | | | | | | | | 0 |
| F12 TDF | | | 1 | | | | | | | | | | | 1 |
| PORTOFINO | | | | | | | | | | | | | | 0 |

Fonte: ABEIFA / Gutenberg Soledade

EMPLACAMENTO DAS ASSOCIADAS ABEIFA - 2020
VEÍCULOS IMPORTADOS


| MARCA/MODELO | | jan | fev | mar | abr | mai | jun | jul | ago | set | out | nov | dez | Total |
|---|---|--------------|--------|-----|-----|-----|-----|-----|-----|-----|-----|-----|-----|--------|
|  JAC MOTORS | Total | 124 | 149 | 0 | 0 | 0 | 0 | 0 | 0 | 0 | 0 | 0 | 0 | 273 |
| | Share | 5,15% | 5,58% | | | | | | | | | | | 5,38% |
| | T40 | 63 | 68 | | | | | | | | | | | 131 |
| | T50 | 34 | 22 | | | | | | | | | | | 56 |
| | T60 | 4 | 29 | | | | | | | | | | | 33 |
| | T80 | 4 | 4 | | | | | | | | | | | 8 |
| | V260 | 10 | 14 | | | | | | | | | | | 24 |
| | IEV20 | | 1 | | | | | | | | | | | 1 |
| | IEV40 | 9 | 11 | | | | | | | | | | | 20 |
|  JAGUAR | Total | 108 | 134 | 0 | 0 | 0 | 0 | 0 | 0 | 0 | 0 | 0 | 0 | 242 |
| | Share | 4,49% | 5,02% | | | | | | | | | | | 4,77% |
| | F-TYPE | 6 | 7 | | | | | | | | | | | 13 |
| | E-PACE | 65 | 79 | | | | | | | | | | | 144 |
| | F-PACE | 26 | 20 | | | | | | | | | | | 46 |
| | IPACE | 8 | 22 | | | | | | | | | | | 30 |
| | XE | 1 | 4 | | | | | | | | | | | 5 |
| | XE S | 2 | | | | | | | | | | | | 2 |
| | XF | | 2 | | | | | | | | | | | 2 |
| |  KIA MOTORS | Total | 593 | 599 | 0 | 0 | 0 | 0 | 0 | 0 | 0 | 0 | 0 | 0 |
| Share | | 24,64% | 22,45% | | | | | | | | | | | 23,49% |
| BONGO | | 221 | 229 | | | | | | | | | | | 450 |
| CARNIVAL | | 4 | 25 | | | | | | | | | | | 29 |
| CERATO | | 78 | 87 | | | | | | | | | | | 165 |
| SORENTO | | 9 | 16 | | | | | | | | | | | 25 |
| SOUL | | 8 | 2 | | | | | | | | | | | 10 |
| SPORTAGE | | 229 | 208 | | | | | | | | | | | 437 |
| STINGER | | 2 | | | | | | | | | | | | 2 |
| RIO | 42 | 32 | | | | | | | | | | | 74 | |
|  LAMBORGHINI | Total | 0 | 0 | 0 | 0 | 0 | 0 | 0 | 0 | 0 | 0 | 0 | 0 | 0 |
| | Share | 0,00% | 0,00% | | | | | | | | | | | 0,00% |
| | HURACAN COUPÉ | | | | | | | | | | | | | 0 |
| | HURACAN SPYDER | | | | | | | | | | | | | 0 |
| | AVENTADOR | | | | | | | | | | | | | 0 |
| URUS | | | | | | | | | | | | | 0 | |
|  LAND ROVER | Total | 263 | 323 | 0 | 0 | 0 | 0 | 0 | 0 | 0 | 0 | 0 | 0 | 586 |
| | Share | 10,93% | 12,11% | | | | | | | | | | | 11,55% |
| | DISCOVERY 4 | 63 | 63 | | | | | | | | | | | 126 |
| | DISCOVERY SPORT | 1 | | | | | | | | | | | | 1 |
| | EVOQUE | 86 | 107 | | | | | | | | | | | 193 |
| | RANGE ROVER | 6 | 8 | | | | | | | | | | | 14 |
| | RANGE ROVER SPORT | 50 | 93 | | | | | | | | | | | 143 |
| | VELAR | 57 | 52 | | | | | | | | | | | 109 |

Fonte: ABEIFA / Gutenberg Soledade

| MARCA/MODELO | | jan | fev | mar | abr | mai | jun | jul | ago | set | out | nov | dez | Total |
|---|-----------------------|-------|--------|-----|-----|-----|-----|-----|-----|-----|-----|-----|-----|-------|
|  MASERATI | Total | 1 | 3 | 0 | 0 | 0 | 0 | 0 | 0 | 0 | 0 | 0 | 0 | 4 |
| | Share | 0,04% | 0,11% | | | | | | | | | | | 0,08% |
| | LEVANTE | 1 | 3 | | | | | | | | | | | 4 |
| | QUATTROPORTE | | | | | | | | | | | | | 0 |
| | GRANCABRIO | | | | | | | | | | | | | 0 |
|  MINI | Total | 107 | 107 | 0 | 0 | 0 | 0 | 0 | 0 | 0 | 0 | 0 | 0 | 214 |
| | Share | 4,45% | 4,01% | | | | | | | | | | | 4,22% |
| | COOPER | 5 | 13 | | | | | | | | | | | 18 |
| | COOPER CABRIO | | | | | | | | | | | | | 0 |
| | COOPER 5P | 9 | 8 | | | | | | | | | | | 17 |
| | COOPER S | 18 | 15 | | | | | | | | | | | 33 |
| | COOPER S 5P | 12 | 15 | | | | | | | | | | | 27 |
| | COOPER CLUBMAN | 5 | 4 | | | | | | | | | | | 9 |
| | COOPER S CLUBMAN | 1 | | | | | | | | | | | | 1 |
| | COOPER S CABRIO | 9 | 8 | | | | | | | | | | | 17 |
| | COOPER COUNTRYMAN | 5 | 4 | | | | | | | | | | | 9 |
| | COOPER S COUNTRYMAN | 12 | 15 | | | | | | | | | | | 27 |
| | COOPER JCW CABRIO | 5 | 7 | | | | | | | | | | | 12 |
| | COOPER JCW COUNTRYMAN | 12 | 7 | | | | | | | | | | | 19 |
| | COOPER SE COUNTRYMAN | 7 | 2 | | | | | | | | | | | 9 |
| COOPER HATCH JCW 3P | 7 | 9 | | | | | | | | | | | 16 | |
|  PORSCHE | Total | 224 | 279 | 0 | 0 | 0 | 0 | 0 | 0 | 0 | 0 | 0 | 0 | 503 |
| | Share | 9,31% | 10,46% | | | | | | | | | | | 9,91% |
| | 911 | 73 | 98 | | | | | | | | | | | 171 |
| | 911 TURBO | | | | | | | | | | | | | 0 |
| | 918 | 1 | | | | | | | | | | | | 1 |
| | BOXSTER | 33 | 45 | | | | | | | | | | | 78 |
| | CAYENNE | 60 | 81 | | | | | | | | | | | 141 |
| | CAYMAN | 8 | 18 | | | | | | | | | | | 26 |
| | MACAN | 41 | 33 | | | | | | | | | | | 74 |
| | PANAMERA | 8 | 4 | | | | | | | | | | | 12 |
|  ROLLS ROYCE | Total | 0 | 0 | 0 | 0 | 0 | 0 | 0 | 0 | 0 | 0 | 0 | 0 | 0 |
| | Share | 0,00% | 0,00% | | | | | | | | | | | 0,00% |
| | WRAITH | | | | | | | | | | | | | 0 |
| | PHANTOM | | | | | | | | | | | | | 0 |
| | DAWN | | | | | | | | | | | | | 0 |
| CULLINAN | | | | | | | | | | | | | 0 | |
|  SUZUKI | Total | 147 | 153 | 0 | 0 | 0 | 0 | 0 | 0 | 0 | 0 | 0 | 0 | 300 |
| | Share | 6,11% | 5,73% | | | | | | | | | | | 5,91% |
| | SCROSS | 14 | 14 | | | | | | | | | | | 28 |
| | VITARA | 61 | 55 | | | | | | | | | | | 116 |
| JIMNY SIERRA | 72 | 84 | | | | | | | | | | | 156 | |

Fonte: ABEIFA / Gutenberg Soledade

EMPLACAMENTO DAS ASSOCIADAS ABEIFA - 2020
VEÍCULOS IMPORTADOS





| MARCA/MODELO | | jan | fev | mar | abr | mai | jun | jul | ago | set | out | nov | dez | Total |
|---|--------------|---------------|---------------|----------|----------|----------|----------|----------|----------|----------|----------|----------|----------|--------------|
|  VOLVO | Total | 546 | 651 | 0 | 0 | 0 | 0 | 0 | 0 | 0 | 0 | 0 | 0 | 1.197 |
| | Share | 22,68% | 24,40% | | | | | | | | | | | |
| | 240 | | | | | | | | | | | | | 0 |
| | S60 | 29 | 76 | | | | | | | | | | | 105 |
| | S80 | | | | | | | | | | | | | 0 |
| | S90 | 3 | 13 | | | | | | | | | | | 16 |
| | V40 | 3 | 2 | | | | | | | | | | | 5 |
| | V60 | 6 | 8 | | | | | | | | | | | 14 |
| | XC40 | 234 | 233 | | | | | | | | | | | 467 |
| | XC60 | 227 | 237 | | | | | | | | | | | 464 |
| | XC90 | 44 | 82 | | | | | | | | | | | 126 |
| TOTAL IMPORTADOS ... | | 2.407 | 2.668 | 0 | 0 | 0 | 0 | 0 | 0 | 0 | 0 | 0 | 0 | 5.075 |

Fonte: ABEIFA / Gutenberg Soledade

Números ABEIFA

Emplacamento Nacionais

EMPLACAMENTO DAS ASSOCIADAS ABEIFA - 2020
VEÍCULOS DE PRODUÇÃO NACIONAL

| MARCA/MODELO | | jan | fev | mar | abr | mai | jun | jul | ago | set | out | nov | dez | Total | |
|---|-----------------|--------------|--------------|----------|----------|----------|----------|----------|----------|----------|----------|----------|----------|--------------|-------|
|  BMW | Total | 497 | 649 | 0 | 0 | 0 | 0 | 0 | 0 | 0 | 0 | 0 | 0 | 1.146 | |
| | Share | 19,70% | 22,33% | | | | | | | | | | | 21,11% | |
| | SÉRIE 1 | | | | | | | | | | | | | | 0 |
| | SÉRIE 3 | 187 | 297 | | | | | | | | | | | | 484 |
| | X1 | 201 | 249 | | | | | | | | | | | | 450 |
| | X3 | 26 | 22 | | | | | | | | | | | | 48 |
| | X4 | 54 | 44 | | | | | | | | | | | | 98 |
| X5 | 29 | 37 | | | | | | | | | | | | 66 | |
|  CAOA CHERY | Total | 1.683 | 1.922 | 0 | 0 | 0 | 0 | 0 | 0 | 0 | 0 | 0 | 0 | 3.605 | |
| | Share | 66,71% | 66,14% | | | | | | | | | | | 66,40% | |
| | CELER | | | | | | | | | | | | | | 0 |
| | CELER SEDAN | | | | | | | | | | | | | | 0 |
| | CIELO HATCH | | | | | | | | | | | | | | 0 |
| | QQ | 12 | 2 | | | | | | | | | | | | 14 |
| | TIGGO | 476 | 443 | | | | | | | | | | | | 919 |
| | TIGGO 5X | 887 | 1.036 | | | | | | | | | | | | 1.923 |
| | TIGGO 7 | 181 | 290 | | | | | | | | | | | | 471 |
| | ARRIZO 5 | 127 | 151 | | | | | | | | | | | | 278 |
|  LAND ROVER | Total | 241 | 231 | 0 | 0 | 0 | 0 | 0 | 0 | 0 | 0 | 0 | 0 | 472 | |
| | Share | 9,55% | 7,9% | | | | | | | | | | | 8,69% | |
| | DEFENDER | | | | | | | | | | | | | | 0 |
| | EVOQUE | | 1 | | | | | | | | | | | | 1 |
| | DISCOVERY SPORT | 241 | 230 | | | | | | | | | | | | 471 |
| RANGE ROVER | | | | | | | | | | | | | | 0 | |
|  SUZUKI | Total | 102 | 104 | 0 | 0 | 0 | 0 | 0 | 0 | 0 | 0 | 0 | 0 | 206 | |
| | Share | 4,04% | 3,6% | | | | | | | | | | | 3,79% | |
| JIMNY | 102 | 104 | | | | | | | | | | | | 206 | |
| TOTAL PROD. NACIONAL ... | | 2.523 | 2.906 | 0 | 0 | 0 | 0 | 0 | 0 | 0 | 0 | 0 | 0 | 5.429 | |

| | | | | | | | | | | | | | | |
|---|--------------|--------------|----------|----------|----------|----------|----------|----------|----------|----------|----------|----------|----------|---------------|
| TOTAL ABEIFA (IMPORTADOS + NACIONAIS) | 4.930 | 5.574 | 0 | 0 | 0 | 0 | 0 | 0 | 0 | 0 | 0 | 0 | 0 | 10.504 |
|---|--------------|--------------|----------|----------|----------|----------|----------|----------|----------|----------|----------|----------|----------|---------------|

Fonte: ABEIFA / Gutenberg Soledade

Números ABEIFA

Resumo por Marca

| VEÍCULOS IMPORTADOS | RESULTADOS MENSAIS | | | | | | ACUMULADO JANEIRO/FEVEREIRO | | |
|--------------------------------|--------------------|-----------------|-----------------|----------------|---------------|---------------|-----------------------------|---------------------------|--|
| | FEV 2019 [A] | JAN 2020 [B] | FEV 2020 [C] | Variação (%) | | 2019 [D] | 2020 [E] | Variação (%) [D] → [E] | |
| | | | | [B] → [C] | [A] → [C] | | | | |
| BMW | 186 | 290 | 268 | ↓ -7,6% | ↑ 44,1% | 320 | 558 | ↑ 74,4% | |
| BYD | 0 | 0 | 0 | - | - | 0 | 0 | - | |
| CAO A CHERY | 0 | 1 | 1 | → 0,0% | - | 0 | 2 | - | |
| FERRARI | 4 | 3 | 1 | ↓ -66,7% | ↓ -75,0% | 4 | 4 | → 0,0% | |
| JAC MOTORS | 206 | 124 | 149 | ↑ 20,2% | ↓ -27,7% | 329 | 273 | ↓ -17,0% | |
| JAGUAR | 157 | 108 | 134 | ↑ 24,1% | ↓ -14,6% | 285 | 242 | ↓ -15,1% | |
| KIA MOTORS | 717 | 593 | 599 | ↑ 1,0% | ↓ -16,5% | 1.602 | 1.192 | ↓ -25,6% | |
| LAMBORGHINI | 2 | 0 | 0 | - | ↓ -100,0% | 6 | 0 | ↓ -100,0% | |
| LAND ROVER | 190 | 263 | 323 | ↑ 22,8% | ↑ 70,0% | 385 | 586 | ↑ 52,2% | |
| MASERATI | 0 | 1 | 3 | ↑ 200,0% | - | 3 | 4 | ↑ 33,3% | |
| MINI | 157 | 107 | 107 | → 0,0% | ↓ -31,8% | 308 | 214 | ↓ -30,5% | |
| PORSCHE | 101 | 224 | 279 | ↑ 24,6% | ↑ 176,2% | 228 | 503 | ↑ 120,6% | |
| ROLLS ROYCE | 0 | 0 | 0 | - | - | 0 | 0 | - | |
| SUZUKI | 164 | 147 | 153 | ↑ 4,1% | ↓ -6,7% | 332 | 300 | ↓ -9,6% | |
| VOLVO | 571 | 546 | 651 | ↑ 19,2% | ↑ 14,0% | 1.056 | 1.197 | ↑ 13,4% | |
| OUTROS | 42 | 0 | 0 | - | ↓ -100,0% | 114 | 0 | ↓ -100,0% | |
| TOTAL ABEIFA IMPORTADOS | 2.497 | 2.407 | 2.668 | ↑ 10,8% | ↑ 6,8% | 4.972 | 5.075 | ↑ 2,1% | |
| PARTICIPAÇÃO ABEIFA (%) | 11,74% | 11,32% | 13,23% | | | 11,17% | 12,25% | | |

| PRODUÇÃO NACIONAL | RESULTADOS MENSAIS | | | | | | ACUMULADO JANEIRO/FEVEREIRO | | |
|---------------------------------------|--------------------|-----------------|-----------------|----------------|----------------|--------------|-----------------------------|---------------------------|--|
| | FEV 2019 [A] | JAN 2020 [B] | FEV 2020 [C] | Variação (%) | | 2019 [D] | 2020 [E] | Variação (%) [D] → [E] | |
| | | | | [B] → [C] | [A] → [C] | | | | |
| BMW | 606 | 497 | 649 | ↑ 30,6% | ↑ 7,1% | 1.180 | 1.146 | ↓ -2,9% | |
| CAO A CHERY | 1.312 | 1.683 | 1.922 | ↑ 14,2% | ↑ 46,5% | 2.310 | 3.605 | ↑ 56,1% | |
| LAND ROVER | 249 | 241 | 231 | ↓ -4,1% | ↓ -7,2% | 496 | 472 | ↓ -4,8% | |
| SUZUKI | 168 | 102 | 104 | ↑ 2,0% | ↓ -38,1% | 318 | 206 | ↓ -35,2% | |
| TOTAL ABEIFA PRODUÇÃO NACIONAL | 2.335 | 2.523 | 2.906 | ↑ 15,2% | ↑ 24,5% | 4.304 | 5.429 | ↑ 26,1% | |
| PARTICIPAÇÃO ABEIFA (%) | 1,39% | 1,55% | 1,68% | | | 1,28% | 1,62% | | |

| | | | | | | | | |
|---|--------------|--------------|--------------|----------------|----------------|--------------|---------------|----------------|
| TOTAL ABEIFA (NACIONAL + IMPORTADOS) | 4.832 | 4.930 | 5.574 | ↑ 13,1% | ↑ 15,4% | 9.276 | 10.504 | ↑ 13,2% |
| PARTICIPAÇÃO ABEIFA (%) | 2,55% | 2,68% | 2,89% | | | 2,44% | 2,79% | |

Fonte: ABEIFA / Gutenberg Soledade