

Resumo Mensal Novembro de 2020



Segmentos	2020	2020	2020	2019	2019	Variação		
	Nov (A)	Out (B)	Acumulado (C)	Nov (D)	Acumulado (E)	(A)/(B)	(A)/(D)	(C)/(E)
A) Autos	903.765	929.729	7.062.966	794.782	8.633.396	-2,79 ▼	13,71 ▲	-18,19 ▼
B) Com. Leves	145.223	153.726	1.186.453	122.628	1.357.567	-5,53 ▼	18,43 ▲	-12,60 ▼
A + B	1.048.988	1.083.455	8.249.419	917.410	9.990.963	-3,18 ▼	14,34 ▲	-17,43 ▼
C) Caminhões	35.718	38.449	296.029	29.745	335.985	-7,10 ▼	20,08 ▲	-11,89 ▼
D) Ônibus	3.114	3.437	29.671	4.187	46.955	-9,40 ▼	-25,63 ▼	-36,81 ▼
C + D	38.832	41.886	325.700	33.932	382.940	-7,29 ▼	14,44 ▲	-14,95 ▼
Subtotal	1.087.820	1.125.341	8.575.119	951.342	10.373.903	-3,33 ▼	14,35 ▲	-17,34 ▼
E) Motos	302.169	318.696	2.447.820	247.234	2.731.222	-5,19 ▼	22,22 ▲	-10,38 ▼
F) Impl. Rod.	8.873	9.280	77.850	7.104	85.564	-4,39 ▼	24,90 ▲	-9,02 ▼
Outros	7.997	8.564	64.206	6.849	74.609	-6,62 ▼	16,76 ▲	-13,94 ▼
Total	1.406.859	1.461.881	11.164.995	1.212.529	13.265.298	-3,76 ▼	16,03 ▲	-15,83 ▼

Veículos usados negociados por novos emplacados

A	B	A+B	C	D	C+D	Subtotal	E	F	Outros	Total
Autos	Com. Leves		Caminhões	Ônibus			Motos	Impl. Rod		
5,1	4,0	4,9	4,0	1,8	3,6	4,8	3,4	1,4	0,6	4,2

Autos	Set/20	Out/20	Nov/20
BI-Combustível	611.969	659.146	645.034
Demais	257.582	270.583	258.731
Total	869.551	929.729	903.765

Comerciais Leves	Set/20	Out/20	Nov/20
BI-Combustível	75.962	77.664	73.253
Demais	73.245	76.062	71.970
Total	149.207	153.726	145.223

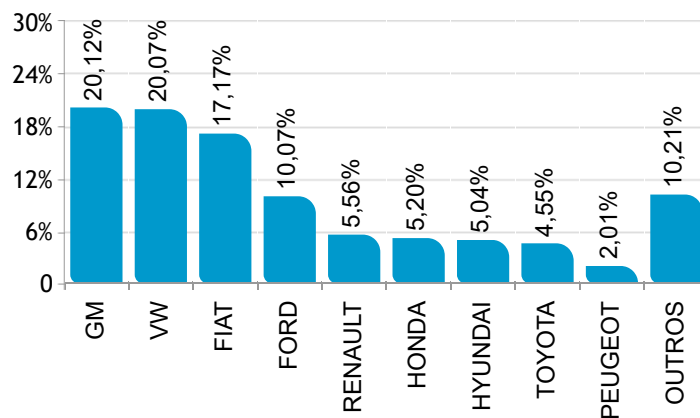
Autos	Set/20	Out/20	Nov/20
BI-Combustível	70,38%	70,90%	71,37%
Demais	29,62%	29,10%	28,63%
Total	100%	100%	100%

Comerciais Leves	Set/20	Out/20	Nov/20
BI-Combustível	50,91%	50,52%	50,44%
Demais	49,09%	49,48%	49,56%
Total	100%	100%	100%

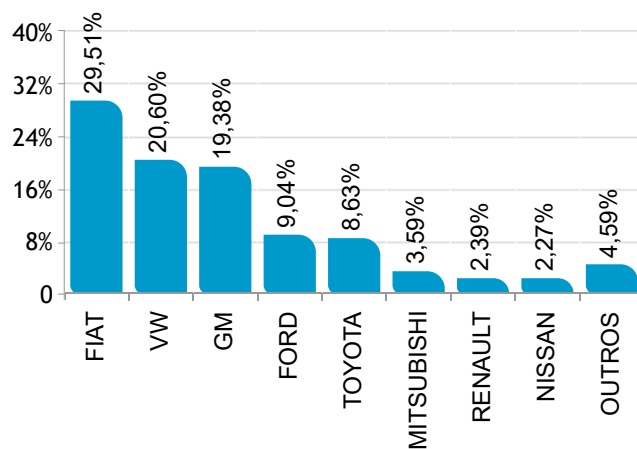
Participação de mercado Novembro de 2020



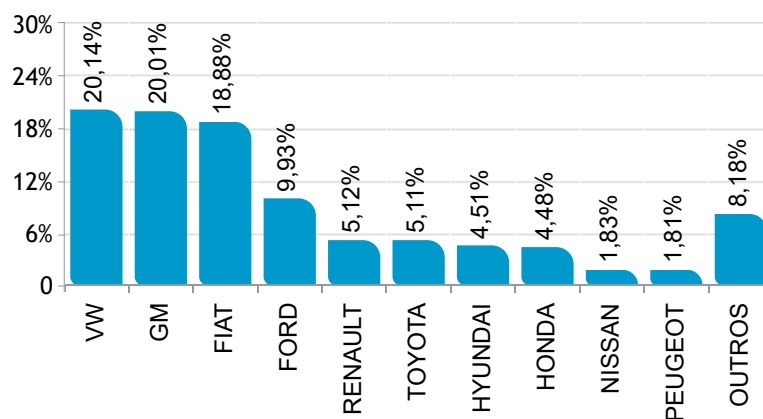
 AUTOMÓVEIS



 COMERCIAIS LEVES



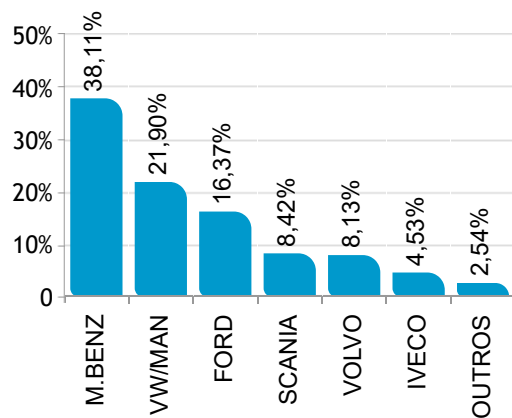
  AUTOMÓVEIS E COMERCIAIS LEVES



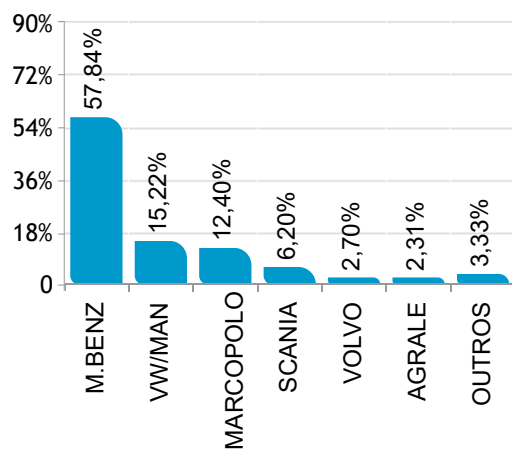
Participação de mercado Novembro de 2020



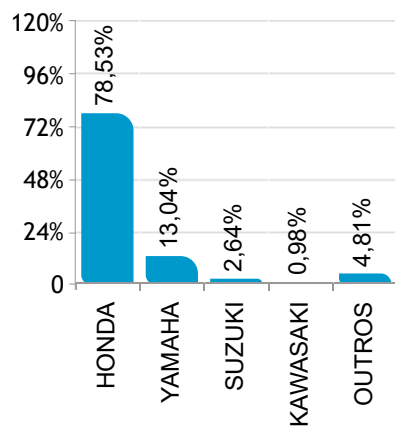
 CAMINHÕES



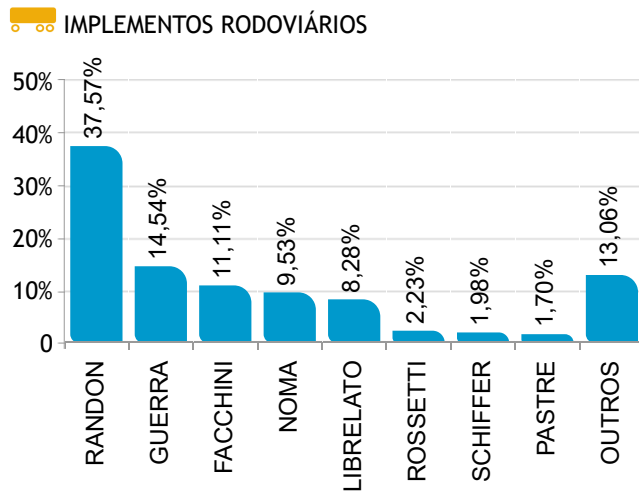
 ÔNIBUS



 MOTOCICLETAS



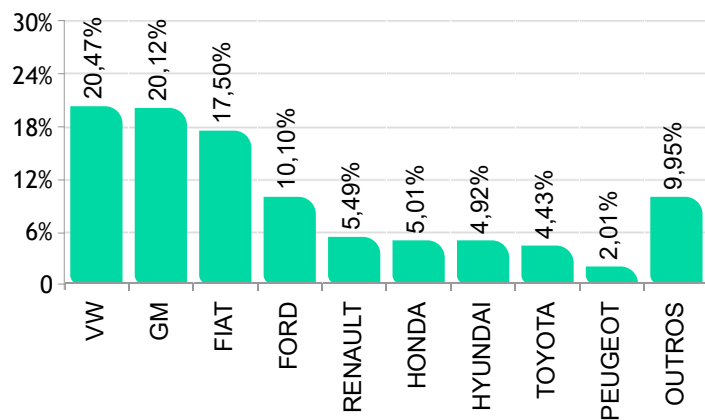
Participação de mercado Novembro de 2020



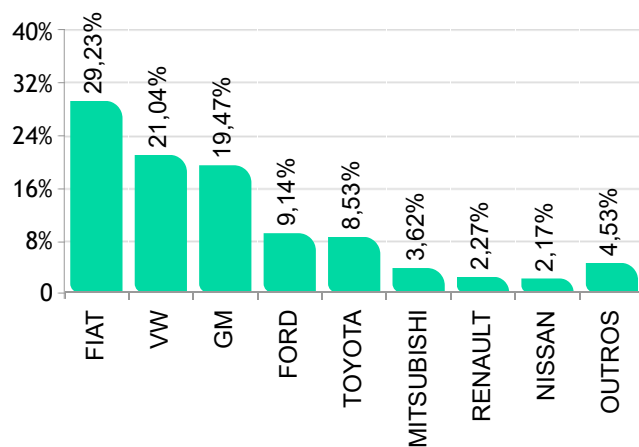
Participação de mercado acumulada até Novembro de 2020



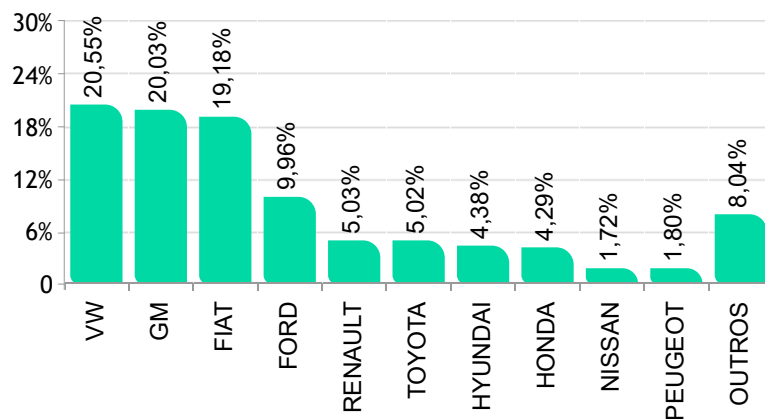
 AUTOMÓVEIS



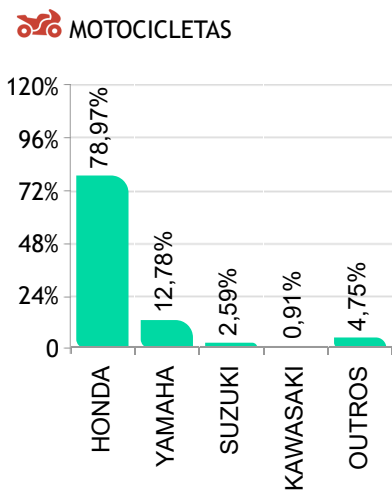
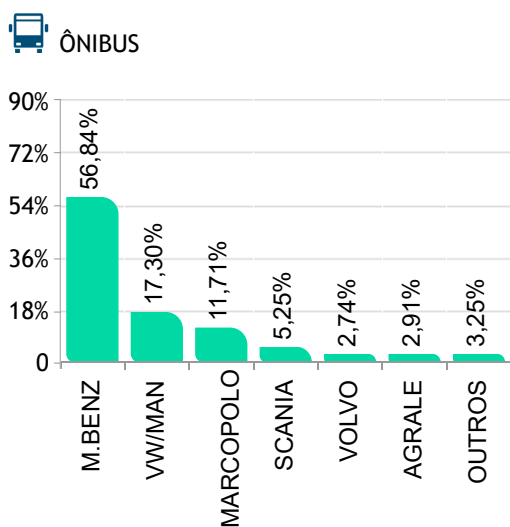
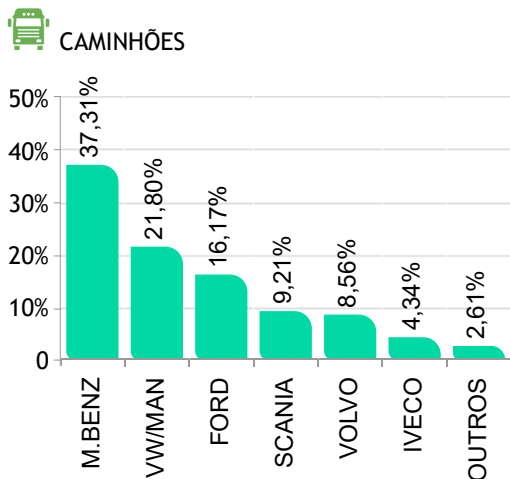
 COMERCIAIS LEVES



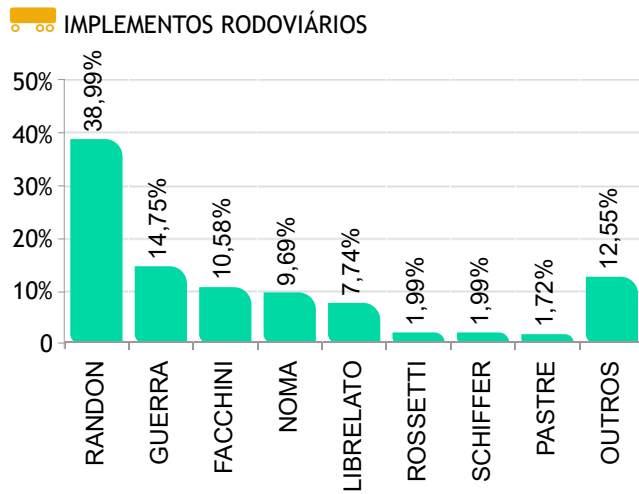
  AUTOMÓVEIS E COMERCIAIS LEVES



Participação de mercado acumulada até Novembro de 2020



Participação de mercado acumulada até Novembro de 2020



Ranking de usados mais negociados em Novembro de 2020



AUTOMÓVEIS

	Modelo	Nov/20
1°	GOL	80.873
2°	PALIO	49.896
3°	UNO	46.174
4°	CELTA	29.457
5°	ONIX	25.723
6°	FOX	25.557
7°	COROLLA	25.247
8°	FIESTA	23.549
9°	CORSA	23.008
10°	KA	22.754
11°	SIENA	21.700
12°	HB20	19.032
13°	CLASSIC	18.820
14°	CIVIC	18.297
15°	SANDERO	17.769
16°	PRISMA	16.751
17°	ECOSPORT	15.209
18°	VOYAGE	14.776
19°	FIT	13.218
20°	C3	8.376
21°	GOLF	8.107
22°	POLO	7.514
23°	LOGAN	7.471
24°	DUSTER	7.358
25°	HB20S	7.348
26°	VECTRA	7.043
27°	RENEGADE	6.967
28°	PALIO WEEKEND	6.796
29°	ASTRA	6.631
30°	CLIO	6.473
31°	PUNTO	6.375
32°	FIESTA SEDAN	6.323
33°	COBALT	6.281
34°	FUSCA	6.223
35°	CITY	6.180
36°	CRUZE SEDAN	5.962
37°	PARATI	5.844
38°	HR-V	5.673
39°	FOCUS	5.669
40°	UP	5.632
41°	TUCSON	5.020
42°	IDEA	4.981
43°	SPIN	4.970
44°	COMPASS	4.786
45°	AGILE	4.757
46°	PAJERO	4.590
47°	ETIOS HB	4.575
48°	CROSS FOX	4.165
49°	JETTA	4.154
50°	CORSA SEDAN	4.075



COMERCIAIS LEVES

	Modelo	Nov/20
1°	STRADA	28.924
2°	SAVEIRO	20.846
3°	S10	15.578
4°	HILUX	12.411
5°	MONTANA	9.101
6°	RANGER	6.772
7°	TORO	6.170
8°	FIORINO	5.539
9°	L200	5.178
10°	KOMBI	4.806
11°	AMAROK	4.199
12°	FRONTIER	3.284
13°	F1000	1.672
14°	HR	1.633
15°	D20	1.621
16°	PAMPA	1.609
17°	COURIER	1.390
18°	DUCATO	1.351
19°	MASTER	1.336
20°	OROCH	1.256
21°	F250	921
22°	KANGOO	844
23°	DAILY 35S14	644
24°	K2500	641
25°	DOBLO	615
26°	D10	533
27°	SILVERADO	409
28°	BESTA	295
29°	BOXER	265
30°	HOGGAR	255
31°	PARTNER	241
32°	SPRINTER 313	229
33°	JUMPER	222
34°	SPRINTER 311	220
35°	F100	217
36°	C10	200
37°	CHEVY	199
38°	TRANSIT	197
39°	UNO	194
40°	TOWNER	191
41°	F75	186
42°	2500	179
43°	SPRINTER	142
44°	RUIYI	121
45°	RAM	115
46°	C20	114
47°	BANDEIRANTE	111
48°	K2700	108
49°	DAKOTA	92
50°	CHEVROLET	90